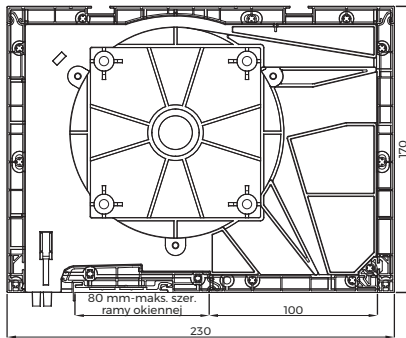


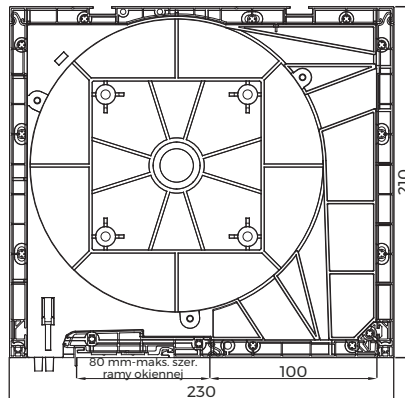
ROLLADEN SKT

TECHNISCHE ZEICHNUNG

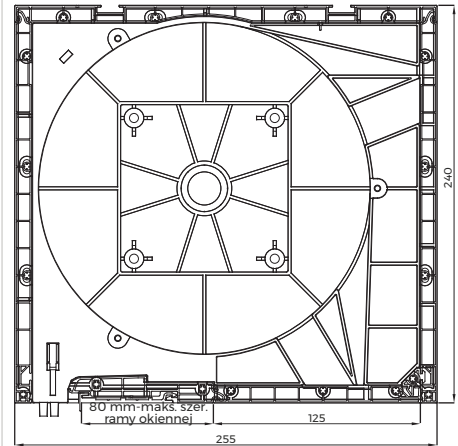
SKT 230/170



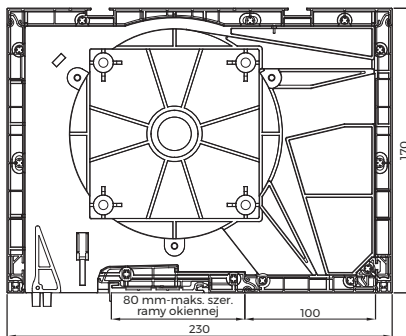
SKT 230/210



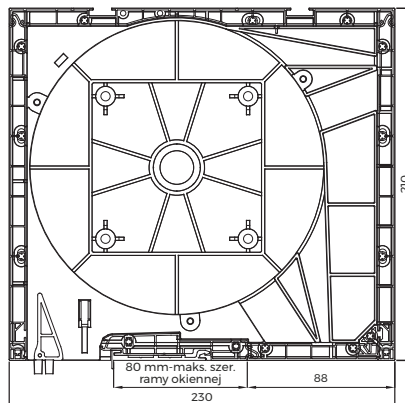
SKT 255/240



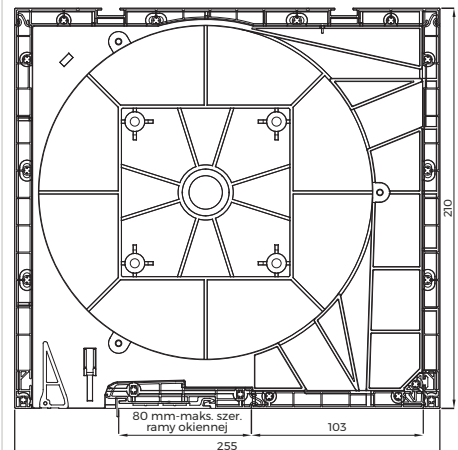
SKT+MKT 230/170



SKT+MKT 230/210



SKT+MKT 255/240



R_w 48 (-1,-3) dB

U_{sb} 0,73 - 0,97 W/m²k

R_w 48 (-1,-3) dB

U_{sb} 0,79 - 0,98 W/m²k

R_w 47 (-1,-3) dB

U_{sb} 0,85 - 1,0 W/m²k

TECHNISCHE INFORMATIONEN

ROLLADENTYP	AUFSATZROLLADEN
KASTENMAßE	SKT 170 (230 x 170 mm) , SKT 210 (230 x 210 mm), SKT 240 (255 x 240 mm)
MAXIMALE LÄNGE	3000 mm - PA39, 3500 mm - PA52
KASTENTYP	PVC MIT ERWÄRMUNG (NEOPOR)
INSEKTENSCHUTZ	JA (SKT+MKT)
REVISIONSKLAPPE	VON VORNE/VON UNTEN
ÜBERPUTZBAR	INNEN/AUSSEN
ROLLADENFÜHRUNGSSCHIENEN	PCV / ALU
PANZER	ALU 39 / ALU 52